
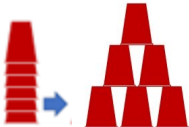



Fourth Grade Home Learning Activity Guide

Week 2

Science Activities
(Suggested: 25 minutes of off-line activities)

Activity 1	Activity 2
<p>Start a Moon Journal</p> <p>Observe the sky every night. Illustrate and describe the following:</p> <ul style="list-style-type: none"> • Moon <p>Every night: Predict the appearance of the Moon tomorrow night.</p> <p>Friday: Discuss the appearance of the Moon you observed every night. Do you see any changes in the Moon?</p>	<p>Start a Weather Journal</p> <p>Observe the weather every day. Record the following:</p> <ul style="list-style-type: none"> • Temperature • Wind conditions • Precipitation • Cloud coverage <p>Predict the weather for tomorrow.</p> 

Activity 3	Activity 4
<p style="text-align: center;">STEM Challenge #1</p> <p>Collect 6 plastic cups. Have someone be the time keeper if you want. Begin with cups stacked together. At start, unstack cups and build a tower as fast as you can. Count each cup as you build the tower. 1, 2, 3, 4, 5, 6</p>  <p>Discuss how you used force used to build the tower. (push, pull) Extension: Add more cups and count to a higher number. (+4 or +9 or +14)</p>	<p style="text-align: center;">Uses of Energy</p> <p>Read the article: https://sciencespin36.scholastic.com/issues/2018-19/030119/the-write-stuff.html</p> <p>Discussion:</p> <ul style="list-style-type: none"> ● What uses of energy did you notice? ● How were the different forms of energy used to make pencils? ● What is the difference between mechanical energy and light energy? ● How do you know if the energy is mechanical energy? ● What is the difference between electrical energy and thermal energy? ● How do you know if the energy is electrical energy?
Activity 5	Activity 6
<p style="text-align: center;">Uses of Energy</p> <p>Create an instrument that makes sound.</p> <ul style="list-style-type: none"> ● Instrument uses mechanical energy ● Instrument makes different sounds 	<p style="text-align: center;">Brain Break</p> <p>Play a song on your instrument</p> <ul style="list-style-type: none"> ● Sit playing song ● Stand playing song ● Walk playing song

Activity 7	Activity 8
<p style="text-align: center;">Scavenger Hunt</p> <p>Look around your home.</p> <ul style="list-style-type: none"> • Can you find examples of the different forms of energy? • Write down the examples you see and label them with the name of the form of energy. • Choose one of your examples. • Illustrate the example and describe the form of energy. 	<p style="text-align: center;">STEM Challenge#2</p> <p>Collect 6 plastic cups. Have someone be the time keeper if you want. Begin with cups stacked together. At start, unstack cups and build the structure as fast as you can. Count each set of cups as you build the structure. 2, 4, 6</p>  <p>Discuss how you used force to build the structure. (push, pull) Extension: Add more cups and count to a higher number. (+2 or +4 or +6 or +8 or +10)</p>
Activity 9	Activity 10
<p style="text-align: center;">Inventor's Challenge</p> <p>Put your inventor hat on! Follow these steps of the engineering-design process to design a new invention:</p> <ul style="list-style-type: none"> • THINK: What do I know about the different forms of energy? How can the different forms of energy play a part in my design? • ASK: What's a problem you want to solve? Research on the internet to see how other people have tried to solve the problem in the past. • IMAGINE: Brainstorm possible design solutions. • PLAN: Draw diagrams, or make small models of your design. • CREATE: Come up with several ideas, but pick the one you think is best. • IMPROVE: Repeat the previous steps as necessary to improve your design. 	<p style="text-align: center;">Making Observations</p> <p>Watch the video about the five senses: https://watchandlearn.scholastic.com/videos/scientific-investigation/observe-and-explore/the-five-senses.html</p> <p>Discussion:</p> <ul style="list-style-type: none"> • What are the five senses? • How do you use your five senses? • Which sense do you use the most? <p>Record each time you use one of your senses. Create a bar graph to represent the use of your five senses.</p>